




GANGWAY

FLUIDMECCANICA

P-1800-2800

Gangway constructed in aluminum, designed for the embarkation and disembarkation of personnel. The watertight door, integrated with the gangway, provides access between the berth and the ship for safe boarding and disembarkation.



MAIN DIMENSIONS

Overall dimensions (width × height)
1800 × 2800 mm

Operating height of the frame installation
3090 mm clearance height

Gangway width
Not less than 800 mm

Gangway length
**Adjustable operating range from
 2400 mm to 4815 mm**

Gangway inclination angle
From +15° to -55°

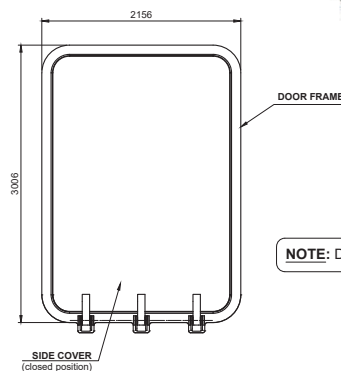
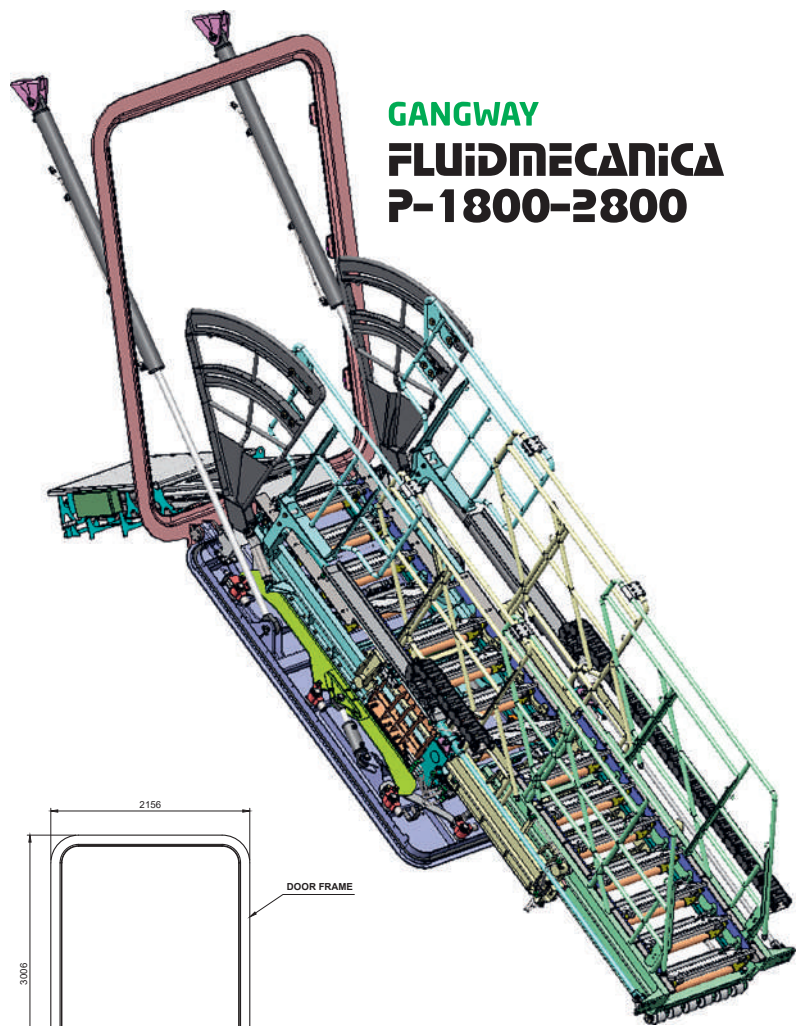
Opening/closing time
Not more than 5 minutes

Automatic handrails
Operated by hydraulic cylinders

Automatic steps
**Operated by hydraulic cylinders;
 move independently of the
 gangway opening angle**

Side cover
**Watertight; designed for onboard
 load pressure of P = 170 kPa**

GANGWAY FLUIDMECANICA P-1800-2800



NOTE: Door steel & Frame will be totally FLAT

